

# design development:

The process of our sculpture project has been one of EVOLUTION or change. The process of design involves exploring your way through a problem and working your way through the various elements and principles of design to come up with a solution. It is only natural that our sculpture is changing as we work our way through the various stages of designing and producing it. The following aspects of our project have greatly impacted upon it's design at this point in time.

## The Choice of Site :

The original thought was to produce a LOW RELIEF sculpture on 3 tall narrow walls enclosing the seating area under the mango trees near Admin. After a discussion with the Grounds Committee, it was decided to incorporate our project with an area they perceived as a problem area - a much larger, open space in front of the previously mentioned location. This change impacted upon the size of our design as we now had one very long wall with a gradient to consider.

## The Choice of Materials :

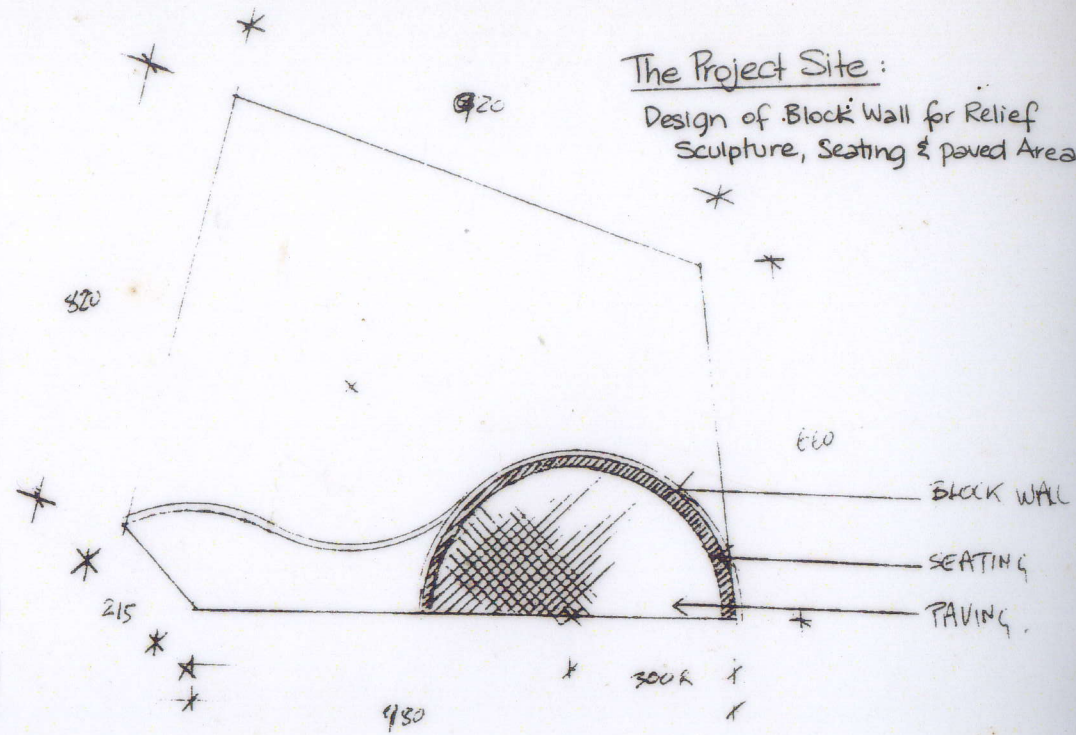
The original thought was to work with extractive sculptural processes (carving) applied to "Hebel" brick (an aerated concrete block) to create 3 relief sculptures. As the 3 narrow walls became one very long wall, our choice of materials inevitably changed. Our sculptural materials at this stage are a combination of clay, mosaic and some hebel. These could change again as we embark upon producing the pieces for the wall.

## The Choice of Theme :


Whereas EXPERIMENTATION and EXPLORATION are key elements in our design process, there has been one CONSTANT - this being THEME. The natural beauty of Buderim was a practical starting point. Our main focus became the Buderim banksia, or Banksia Spinulosa variety Collina, as seen on our school badge. The banksia seed pods have such beautiful sculptural qualities that we felt compelled to incorporate them. Martin's Creek which flows through Buderim and borders the school grounds, seemed a natural way to link the sculptural elements of the wall by interpreting it in mosaic. The few remnant Kanaka rock walls that used to line the tramway through Buderim are also of interest to us and we hope to make some reference to this in our sculpture.

## The Project Site :


Design of Block Wall for Relief Sculpture, Seating & paved Area



Kanaka rock walls of Buderim ↑  
(carved Hebel)



Banksia seedpods (clay)



↑ Martin's Creek (mosaics)

